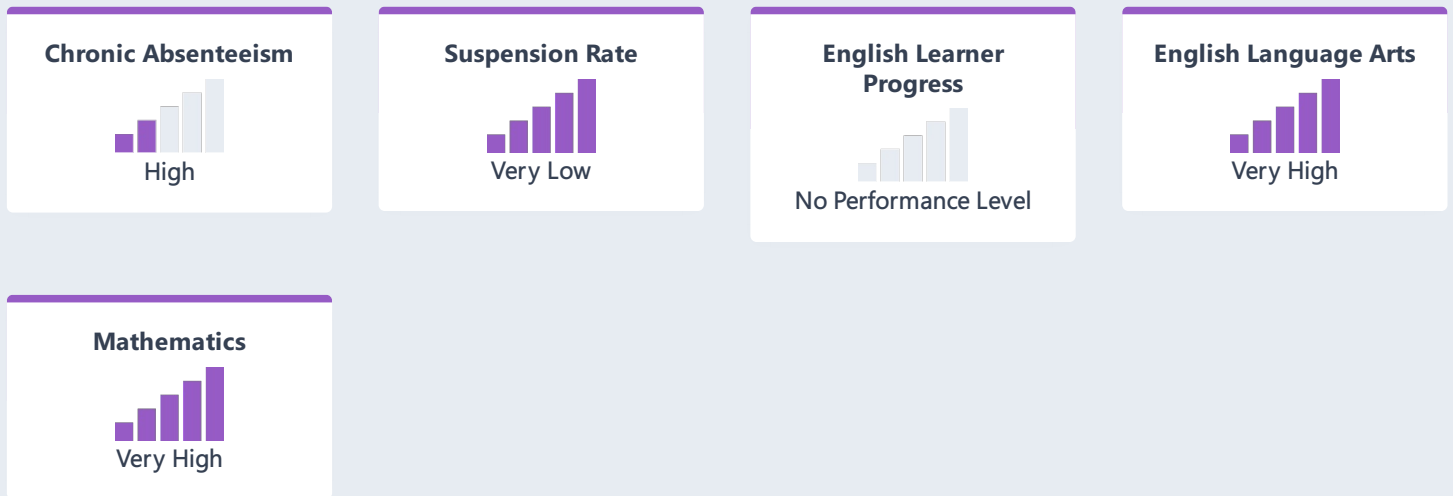


Woodside Elementary

Explore the performance of Woodside Elementary under California's Accountability System.

Due to the COVID-19 pandemic, state law allows the 2022 Dashboard to only display the most current year of data (also known as Status). For this year only, performance levels will be reported using one of five Status levels (ranging from Very High, High, Medium, Low, and Very Low) for state measures. Please note that the Status levels associated with the Chronic Absenteeism and Suspension Rate Indicators are reversed (ranging from Very Low, Low, Medium, High, and Very High). Information regarding this year's Dashboard data is available within the [Dashboard Communications Toolkit](#).



School Details

NAME Woodside Elementary	ADDRESS 3195 Woodside Road Woodside, CA 94062-2552	WEBSITE http://www.woodsidesc...	GRADES SERVED K-8
CHARTER No	DASHBOARD ALTERNATIVE SCHOOLS STATUS No		

Explore information about this school's student population.

Enrollment

365

Socioeconomically Disadvantaged

10.1%

English Learners

7.4%

Foster Youth

0%

WOODSIDE ELEMENTARY

Academic Performance

View Student Assessment Results and other aspects of school performance.

LEARN MORE

English Language Arts

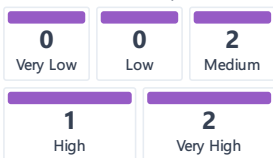


Very High

77.4 points above standard

EQUITY REPORT

Number of Student Groups in Each Level



LEARN MORE

Mathematics

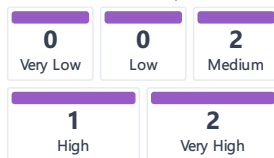


Very High

59.3 points above standard

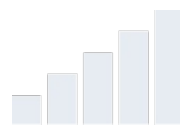
EQUITY REPORT

Number of Student Groups in Each Level



LEARN MORE

English Learner Progress



No Performance Level

50% making progress towards English language proficiency

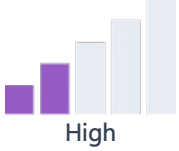
WOODSIDE ELEMENTARY

Academic Engagement

See information that shows how well schools are engaging students in their learning.

LEARN MORE

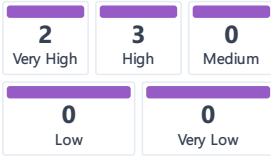
Chronic Absenteeism



17.3% chronically absent

EQUITY REPORT

Number of Student Groups in Each Level



WOODSIDE ELEMENTARY

Conditions & Climate

View data related to how well schools are providing a healthy, safe and welcoming environment.

LEARN MORE

Suspension Rate



0% suspended at least one day

EQUITY REPORT

Number of Student Groups in Each Level

